

Whitehouse High School Wildcat Band

901 E. Main St.

Whitehouse, Texas 75791

Tom Mensch, Director of Bands menscht@whitehouseisd.org 903 714 427

We are excited to welcome you to Whitehouse for the UIL Area C 3A Marching Contest on Saturday, October 26, 2024. Please reference the maps attached below this letter to help you with directions to the contest site. A dedicated crew of Whitehouse Band students, parents and directors will attend to your needs as efficiently as possible. Many of the stations throughout our facility have workers with radios, and they will be able to contact the press box if you need help.

PLEASE FILL OUT THIS GOOGLE FORM BEFORE CONTINUING TO READ

<https://forms.gle/hxvM8HQwMPuSUhBKA>

DIRECTIONS

When looking at Google Maps, it is not accurate, that map is 8 years old, so DO NOT USE GOOGLE MAPS for any judgment on the facility. Apple Maps or Tom Tom has the most up to date maps. The easiest way to the parking area is to use Azalea Animal Hospital 421 Hwy 110 S Whitehouse, TX 75791 as your destination, and turn down the street that is immediately north of that facility, it will be to the west of HWY 110. That will bring you to the main entrance to meet our greeter. DO NOT TURN ONTO WILDCAT DRIVE AS THAT IS GOING TO BE EXIT ONLY. Also, if you don't use that address, it will not take you directly to the entry point.

BUSES, INSTRUMENT TRUCKS, FRONT ENSEMBLE AND PROP TRUCKS

Parking is at a premium and we are attempting to use every inch of space available. All trucks for bands that perform in the morning block or that do not make finals may need to move to either the Methodist Church across from the stadium, or will need to park at the High School. Have your buses and instrument truck(s) pull in the designated entrance (indicated on the map, use Azalea Animal Hospital as your waypoint) and follow the instructions of the designated parking staff. We will have parking staff there to direct and park all buses and trucks. We will fully park each group before starting with the next, which may mean you will have a short wait if you arrive at the same time as another school. All buses will go in one lot, and all other support vehicles will go in another (as indicated on the map).

SPECTATOR PARKING

Spectator parking will be on the home side of the stadium with overflow parking on the visitor side.. **Make sure your parents are aware that spectator parking on the home side is limited and they should allow a little extra time to park if they have to use the overflow lots. This has been our biggest complaint so please communicate with your parents).** The address to use for spectators is Whitehouse Junior High School 406 West Main Street, Whitehouse, TX 75791. There is an \$8 entry fee to the Area Contest **THIS IS CASH ONLY**. No cards accepted.

STUDENT RESTROOMS AND CHANGING

The WHS Field House next to the stadium behind the stands in the endzone will be open for use throughout the day, but you must have parents and/or directors supervising your students when inside the building. The gym as well as locker rooms/restrooms will be available for changing. There will be WHS students and WHS personnel stationed in the building keeping track of bands that use the facility, as well as WHS students monitoring the restrooms in case there is any damage that occurs. In the conference room of that building will also be water, snacks and coffee for directors and staff. The Junior High, Band Hall restrooms may be used, as well as the stand alone restrooms by the tennis courts.

BAND GUIDES

Your band guides will meet you in the parking lot 10 to 15 minutes before your warm-up time and will be with you through your performance. They will provide timing updates before and during your warm-up, but it is the director's responsibility to adhere to the schedule outlined in the packet you received. The band guide is not responsible for ensuring these procedures are followed. Designate at least 5 minutes to move to the warm-up areas. Runners can collect any paperwork that you need to give Mr. Bullock from the guide. These forms must be in the possession of Mr. Bullock before your performance begins. Band guides will give you timing updates but are not responsible

WARM-UP AREAS

The contest will have 3 separate warm-up areas, as notated on the enclosed map. There is a separate area for color guard only, one for front ensemble percussion, and then the two band halls and cafeteria for battery percussion warm up (battery may join front ensemble, but if there is any sound bleed over to the stadium you will need to move the battery inside), and a separate area for the winds. You may choose to combine all of your members in the wind warm-up area, but no wheeled instruments/vehicles are allowed in the wind warm-up area to prevent damage to the grass. **Do your best to make sure that you allow passage of other bands on the road between the junior high and fence. To that end, Warm Up A and B have courtyards that you can and may have to use in order to make sure that other bands can access or egress the warm up areas.** All Percussion warming up outside MUST NOT block the road and get as close to the building as possible.

Please stress the importance of not disturbing bands that are already warming up. All lighting at the school will be on and the ambient light may be enough.

The warm-up area is a no food and drinks area. Please ask your sponsors/chaperones to help us keep this area clear of trash. If you would like to give your students water bottles so they stay hydrated, please bring your own trash bags to collect the empty bottles and dispose of them in the dumpster. There are dumpsters next to Stanton Smith Elementary around lot A and also in the area at the Warm Up locations. You are responsible for cleaning up after your groups!

You will have 45 minutes in the warm-up area **if you arrive on time. You are not allowed to begin your warm-up early even if your area is unoccupied.** Front Ensemble instruments can be wheeled onto any grass surface.

You will go directly to the stadium after your assigned warm-up time. This must be done on time in order to keep the contest on schedule.

ANNOUNCEMENTS AND SCRIPTS

Our announcer will attempt to read your script with clarity. If your script includes any names or words that may be unfamiliar to the announcer, please include phonetic spelling.

FIELD EXIT

Please follow the instructions on the maps that are provided.

FEEDING STUDENTS IN THE PARKING LOT

There are several restaurants in the south Tyler area that can deliver, as well as local restaurants. Our booster club is willing to sell dinners for \$10 each. When you arrive at the stadium, your guide will give you tickets for the meals you have ordered. You will simply give the tickets to your band students and they will come to the designated window at the time you requested on the home side concession stand to get their meal. It's that easy. (In the event they don't come at the time you requested, as long as they have a ticket, they will be served their meal). Fill out the google form for your order (see attached link), tell us the time you want your band to eat and the Boosters will have it ready for you. Copy and paste the link below into your browser for more details and ordering. We will need all orders to be placed by **Wednesday, 10/23 by Noon**. If you need to add the booster club to your vendor list, email whitehousebandboosters@gmail.com. Or call our Booster Club President Andy Tyndal at 903 530 7170.

<https://forms.gle/Ubc246haaszL6eUT6>

When feeding your students please make sure that all garbage is picked up, if you need assistance moving trash, you can let your guide know.

If you just want to use our concessions stand as normal, that is available as well.

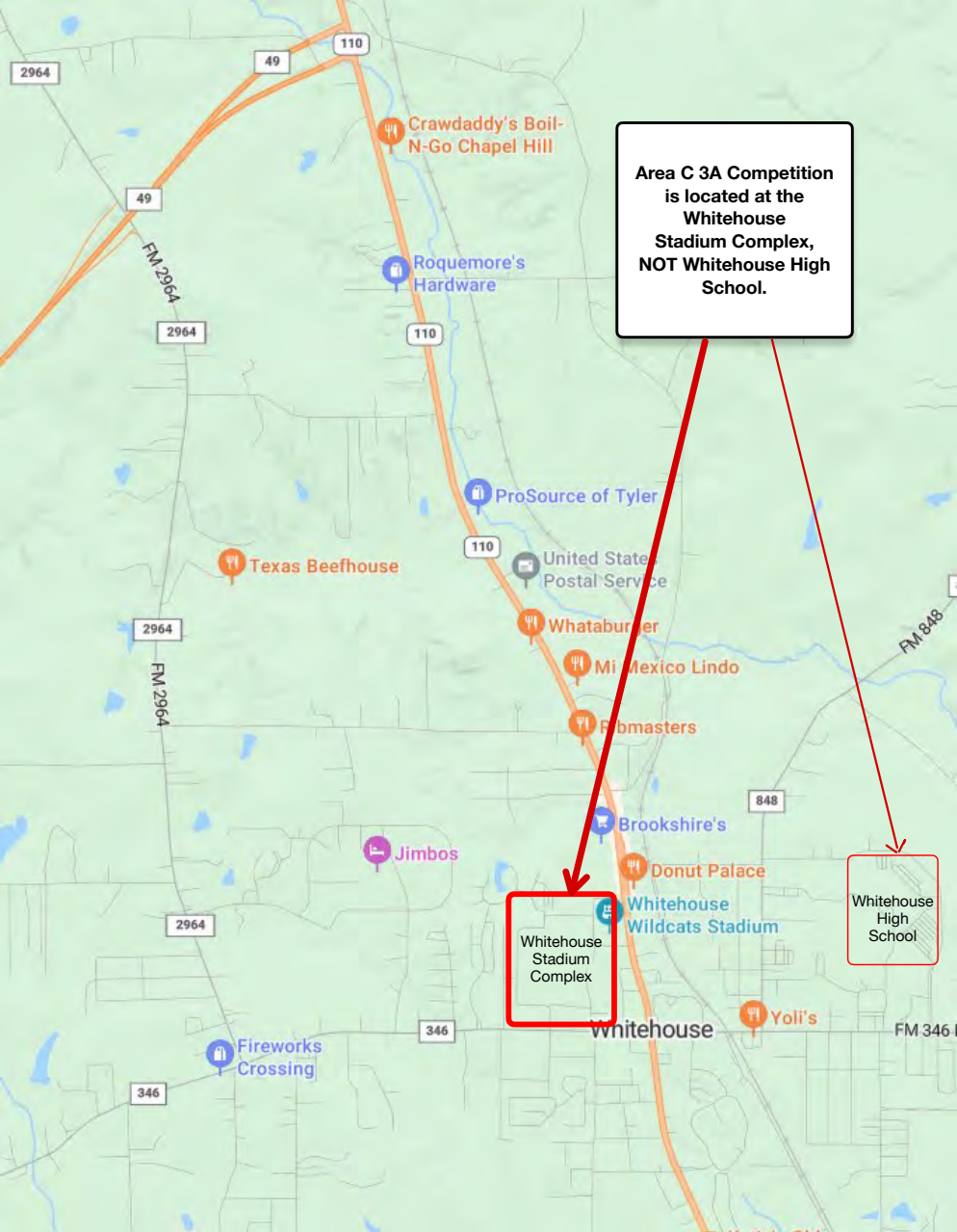
PATCH SALES AND PEPWARE

Patches for the Area Contest will be available for purchase at the Concessions stand. Pepware will be set up on the home side entrance.

If you have any questions, feel free to contact:

Tom Mensch Whitehouse Director of Bands at 903 714 4297 or by email at mensch@whitehouseisd.org

Christina Thomas Whitehouse Assistant Director of Bands at 903 539 5156 thomasc@whitehouseisd.org



**Area C 3A Competition
is located at the
Whitehouse
Stadium Complex,
NOT Whitehouse High
School.**

**Whitehouse
Stadium
Complex**

Whitehouse
High
School

2964

49

110

49

FM 2964

2964

110

2964

FM 2964

110

2964

346

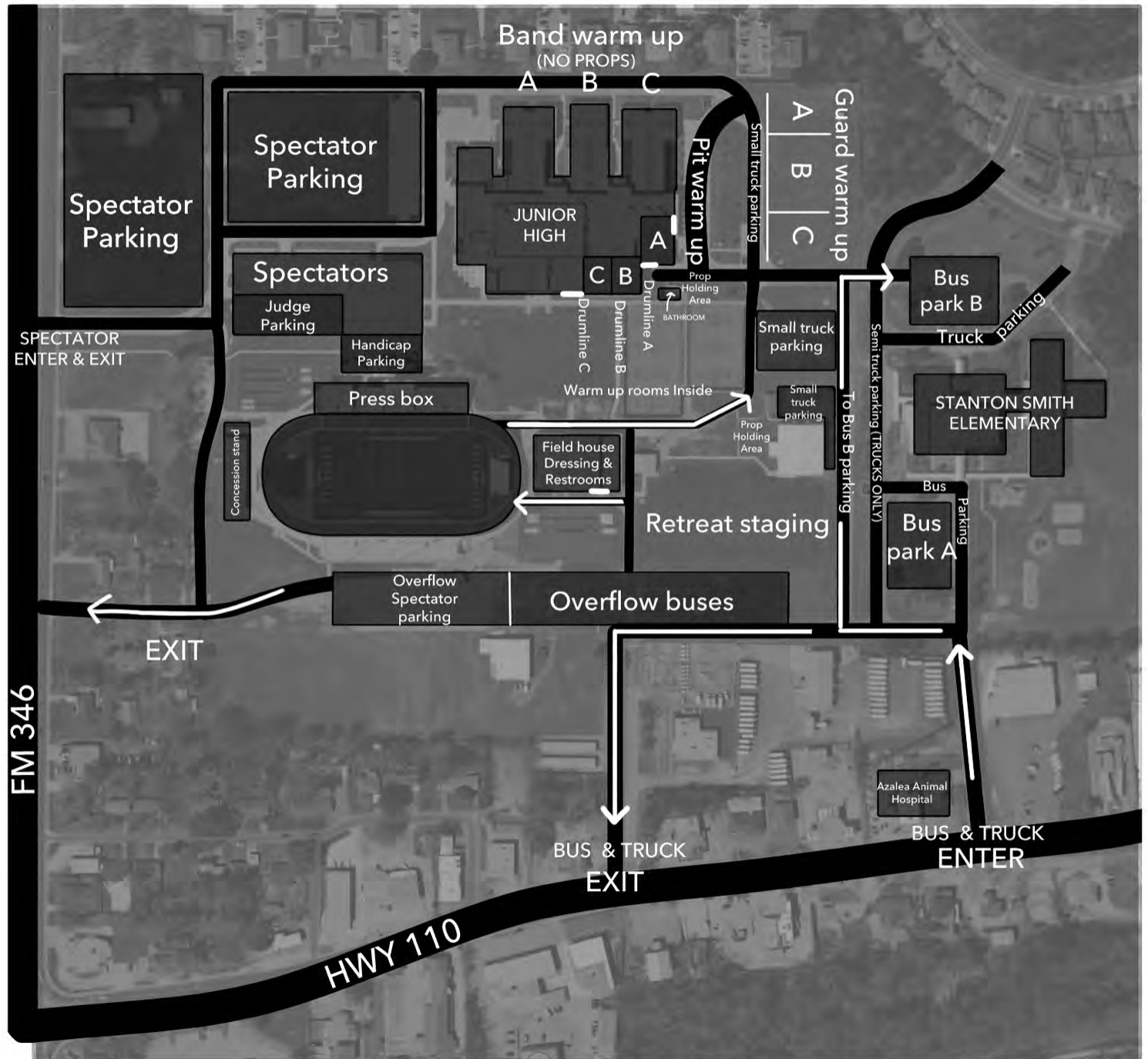
346

848

FM 848

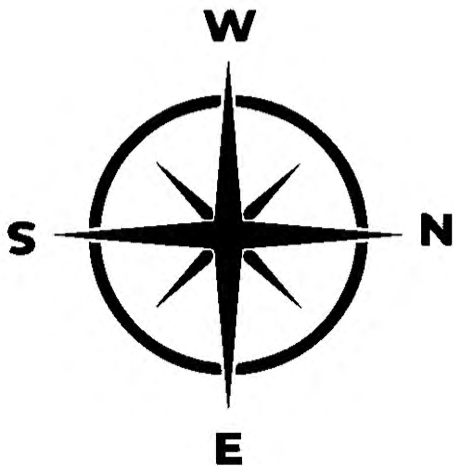
FM 346

WHITEHOUSE CONTEST MAP



OVERFLOW PARKING
No low profile vehicles
@ Methodist Church

405 W Main St
Whitehouse, TX 75791
United States





Field Flow Instructions

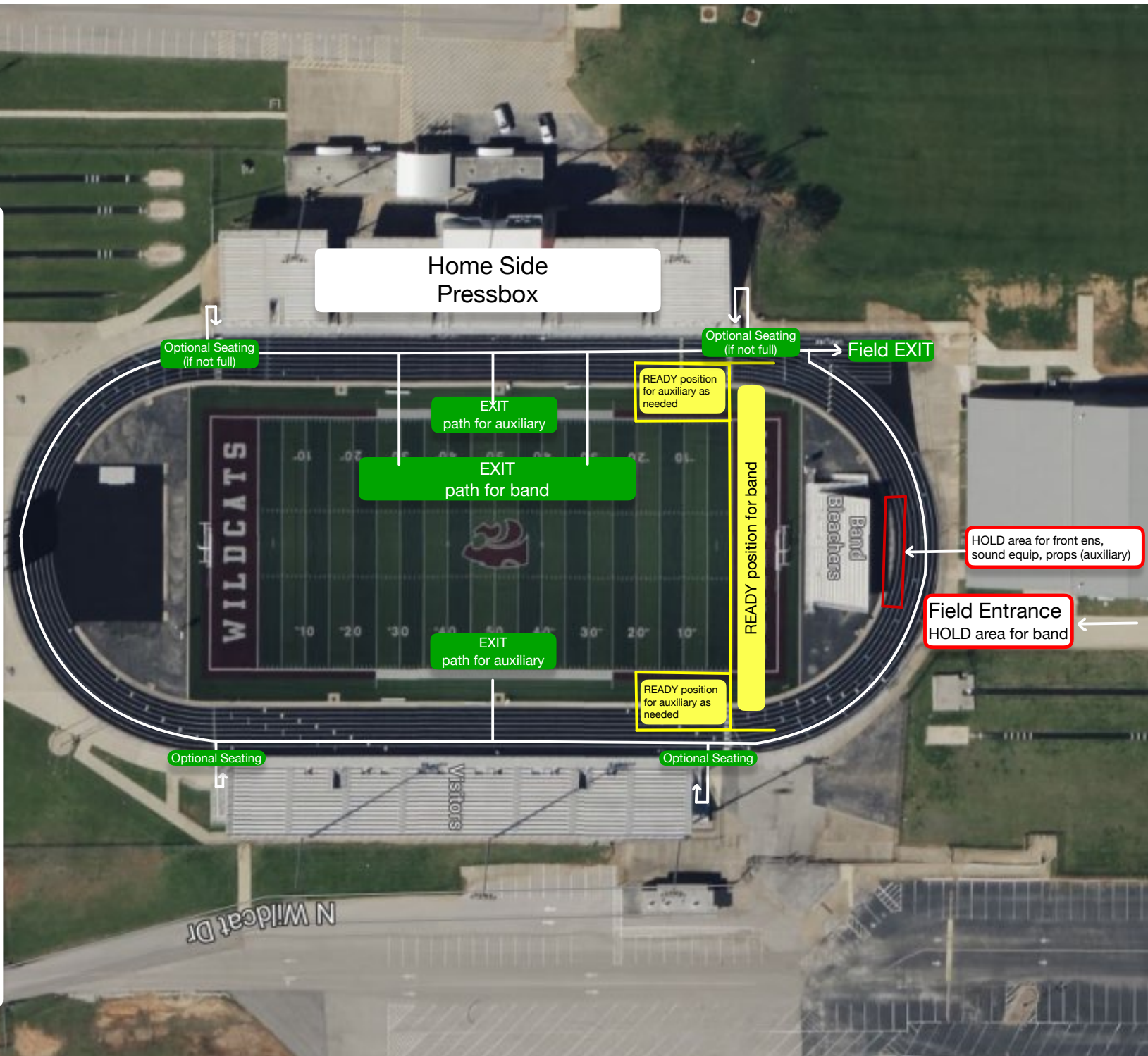
HOLD: Groups will move from Warm-up A, B, or C to the HOLD area. If your group has a front ensemble, sound equipment, props, drum-major stands, etc. (auxiliary) they may move to the red HOLD area indicated. **Movement of auxiliary is allowed during the on-field band's performance, but every effort must be made to avoid being a distraction to the performing group, judges, and audience.**

READY: During the previous band's 2-minute exit, your group will move to the yellow boxed READY position using any space within those boxes with the appropriate group. From READY position, you will receive a verbal countdown indicating you may take the field for set-up/warm up, starting your 5-minute clock. Neither performers nor equipment are allowed on the 100-yard performance surface before the 5-minute clock starts. Marching students may not stage READY position past the zero yard line. Auxiliary may not stage past the 20 yard line.

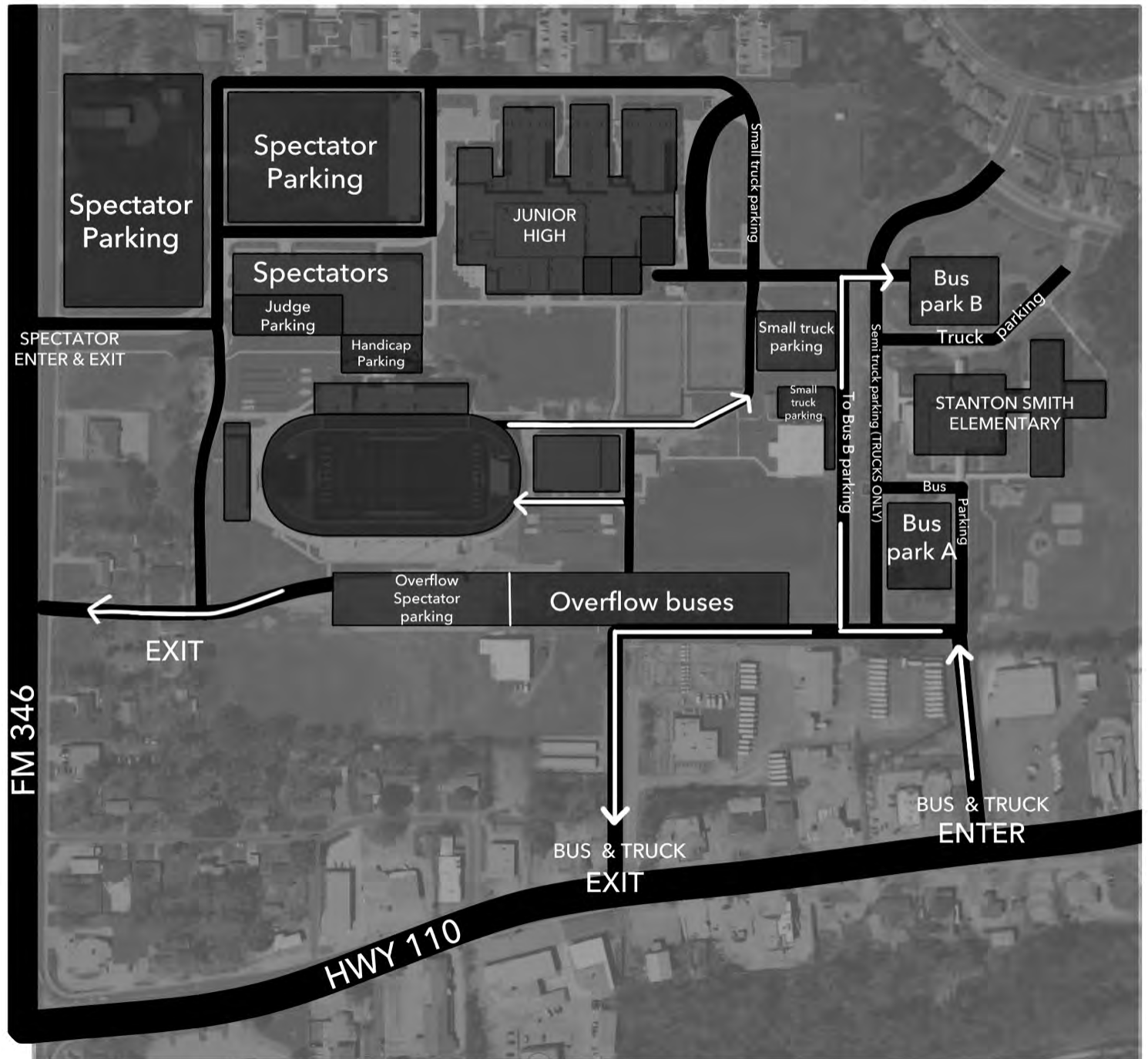
EXIT: Band should exit to the front right and go out the Field Exit or front left and into the home (if space allows) or visitor stands. Front and back auxiliary should follow the path off the field and around the track out the Field Exit gate. Please stay on the outside of the track as you exit and allow oncoming bands access to the field.

Questions? Please email or call.

Mike Bullock
Executive Secretary
UIL Region 21



PARKING MAP



OVERFLOW PARKING
No low profile vehicles
@ Methodist Church

405 W Main St
Whitehouse, TX 75791
United States

